

Masonry Girder Hangers

LGUM / HGUM series

LGUM and HGUM Masonry Girder Hangers are high-capacity beam/girder hangers designed for installation to masonry or concrete walls. The LGUM and HGUM hangers use USP's WS screws (supplied) to attach the beam to hanger and screw anchors (supplied) to attach to the masonry or concrete wall. These hangers eliminate the need for constructing beam pockets.

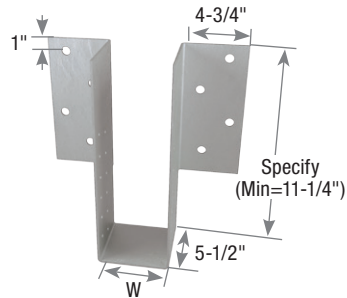
Materials: LGUM – 12 gauge; HGUM – 7 gauge

Finish: G90 galvanizing

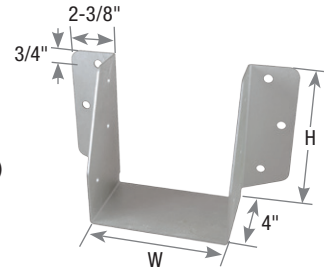
Options: See HGUM Specialty Options chart

Installation:

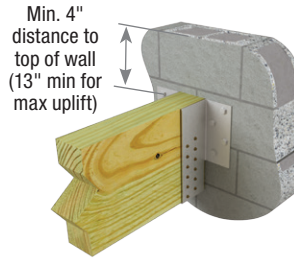
- WS3 structural screws and screw anchors are supplied with hangers. Substituting other fasteners may reduce capacity.
- Powers Wedge-Bolt + screw anchors require Powers SDS Wedge-Bit drill bit. Wedge-Bits are not included and must be ordered separately.
- Beams comprised of multiple plies must be adequately fastened to act as a single member.
- Beam height dimension (H) must be specified when ordering HGUM hangers.
- Moisture barrier between beam and wall may be required by local jurisdiction.




HGUM



LGUM



Typical HGUM installation



Typical LGUM installation

USP Stock No.	Ref. No.	GA	Dimensions (in.)		Fastener Schedule				DF Allowable Loads (Lbs.) ²				Ctn Qty
					CMU/Concrete		Joist		Download (100/115/125%)		Uplift (160%) ¹		
			W	H ³	Qty	Screw Anchor ⁴	Qty	Type ⁵	CMU 1,500psi	Concrete 2,000 psi	4" Min. to Top of Wall	13" Min. to Top of Wall	
Double 2x Sizes													
LGUM26-2	LGUM26-2-SDS	12	3-5/16	5-7/16	4	3/8" x 4"	4	WS3	6065	6425	2125	2125	5
LGUM28-2	LGUM28-2-SDS	12	3-5/16	7-3/16	6	3/8" x 4"	6	WS3	8155	8155	2770	2770	
LGUM210-2	LGUM210-2-SDS	12	3-5/16	9-3/16	8	3/8" x 4"	8	WS3	9905	9905	3350	3350	
Triple 2x Sizes													
LGUM26-3	LGUM26-3-SDS	12	4-15/16	5-1/2	4	3/8" x 4"	4	WS3	6065	6425	2125	2125	5
LGUM28-3	LGUM28-3-SDS	12	4-15/16	7-1/4	6	3/8" x 4"	6	WS3	8155	8155	2770	2770	
LGUM210-3	LGUM210-3-SDS	12	4-15/16	9-1/4	8	3/8" x 4"	8	WS3	9905	9905	3350	3350	
Quadruple 2x Sizes													
LGUM26-4	LGUM26-4-SDS	12	6-9/16	5-7/16	4	3/8" x 4"	4	WS3	6065	6425	2125	2125	5
LGUM28-4	LGUM28-4-SDS	12	6-9/16	7-3/16	6	3/8" x 4"	6	WS3	8155	8155	2770	2770	
LGUM210-4	LGUM210-4-SDS	12	6-9/16	9-3/16	8	3/8" x 4"	8	WS3	9905	9905	3350	3350	
4x Sizes													
LGUM46	LGUM46-SDS	12	3-5/8	4-7/8	4	3/8" x 4"	4	WS3	6065	6425	2125	2125	5
LGUM48	LGUM48-SDS	12	3-5/8	6-7/8	6	3/8" x 4"	6	WS3	8155	8155	2770	2770	
LGUM410	LGUM410-SDS	12	3-5/8	8-7/8	8	3/8" x 4"	8	WS3	9905	9905	3350	3350	
Engineered Wood & Structural Lumber Sizes (Heavy Duty)													
HGUM525	HGUM5.25-SDS	7	5-1/4	Specify 11-1/4 to 30	8	5/8" x 5"	24	WS3	16680	16680	4470	10130	1
HGUM550	HGUM5.50-SDS	7	5-1/2		8	5/8" x 5"	24	WS3	16680	16680	4470	10130	
HGUM700	HGUM7.00-SDS	7	7		8	5/8" x 5"	24	WS3	16680	16680	4470	10130	
HGUM725	HGUM7.25-SDS	7	7-1/4		8	5/8" x 5"	24	WS3	16680	16680	4470	10130	
HGUM900	HGUM9.00-SDS	7	9		8	5/8" x 5"	24	WS3	16680	16680	4470	10130	

- 1) Uplift loads have been increased 60% for wind or seismic loads; no further increase shall be permitted.
- 2) Allowable loads assume top header fasteners are a minimum of 4" from the top of the wall.
- 3) "Specify" denotes the required supported beam height that must be specified at the time of ordering.
- 4) Use Powers Wedge-Bolt+ or DeWalt Screw-Bolt+ screw anchors (included); or equal, installed in accordance with manufacturer's specification.
- 5) WS3 Wood Screws are 1/4" dia. x 3" long and are included with hangers.

HGUM Specialty Options Chart

Option	USP Series	Inverted Flange ¹
Range	HGUM	One Inverted-Flange option available
Allowable Loads		50% of table download 75% of table uplift load
Ordering		Add /F and right (R) or left (L) to product number. Ex. HGUM525_H=18_IFL

1) The inverted flange option is not available for LGUM hangers.



Typical HGUM one inverted flange, left shown